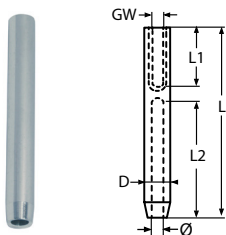
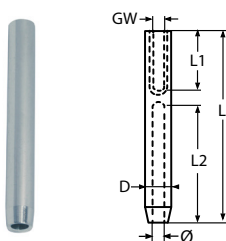


TERMINALE FILETTO INTERNO DX • A4-AISI 316



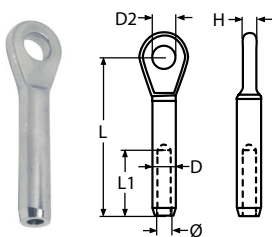
Ø FUNE	FILETTO	L	L1	L2	D
3	M5	55	20	28	6,4
4	M6	65	22	36	7,5
5	M6	70	22	41	9,0
6	M8	85	25	53	12,5

TERMINALE FILETTO INTERNO SX • A4-AISI 316



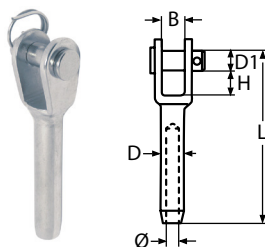
Ø FUNE	FILETTO	L	L1	L2	D
3	M5	55	20	28	6,3
4	M6	65	22	36	7,5
5	M6	70	22	41	9,0
6	M8	85	25	53	12,5

TERMINALE A OCCHIO • A4-AISI 316



Ø FUNE	L	L1	D	D2	H
3	40	18	6,4	6,5	5
4	52	24	7,5	8,5	6
5	62	30	9,0	9,5	7
6	75	36	12,5	13,0	8

TERMINALE A FORCELLA • A4-AISI 316



Ø FUNE	L	D	D1	B	H
3	55	6,4	5	8	10
4	65	7,5	6	8	10
5	70	9,0	8	10	12
6	85	12,5	10	12	14